

PHILIPS

DuraDiagnost Rel 4.0

Upgrade and benefit program



Philips Diagnostic X-ray
upgrade and benefit program

DuraDiagnost Rel 4.0


The sustainability upgrade

DuraDiagnost Rel 4.0 system can benefit from the sustainability upgrade that includes Windows 10 operating system, the latest PC hardware, the next generation of image processing and several new Eleva features to ease your workflow and enhance serviceability of your system. In addition to that, you gain access to a variety of our latest multiple software and hardware premium components.

Philips Diagnostic X-ray is committed to help you provide the highest level of data security to your patients. The sustainability upgrade to Windows 10 offers you exceptional protection against vulnerabilities, protecting patient data as well as providing system security across departments, keeping the installed systems safe and secure.

Improved IT standard and hardware

Improved security



Windows 10

Windows 10 operating system

- Windows 10 1607 LTSB enterprise edition
- Security patches support from Microsoft until 2026
- Secure and safe system
- Improved patient data security

Upgraded hardware



Advanced new PC hardware

- Improved PC hardware with 480 GB SSD drive (~25.000 images) and 16 GB RAM
- Encrypted storage on drive
- Intel Core i5 Processor

Enhanced image quality

Excellent images



UNIQUE 2 image processing

- Latest generation of image processing
- Reduced noise and artifacts
- Consistent image impression
- Harmonized contrast
- Enhanced details

Easier workflow

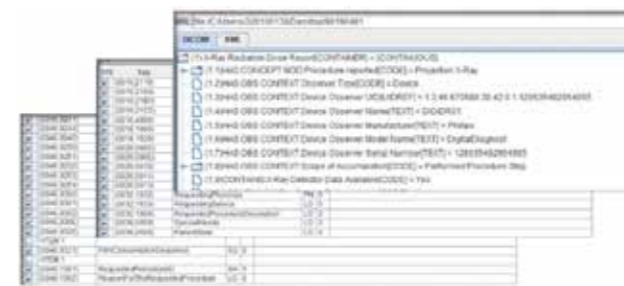


Latest Eleva OS

- Drive encryption
- Centralized user management
- Remote software distribution and installation
- Target and deviation index

Enriched clinical benefits

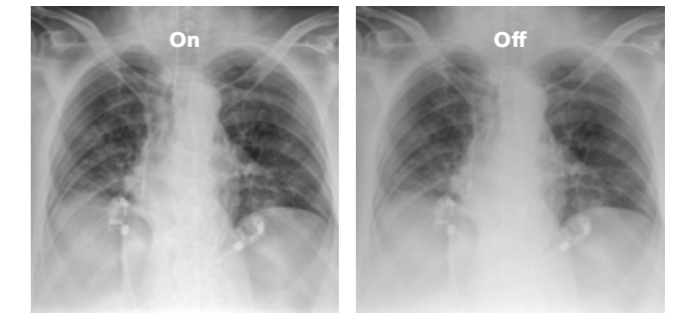
Precise dose monitoring and analysis



DICOM structured dose report

- Standard, modern and comprehensive format for exporting patient radiation exposure information
- Exports dose information on study (accumulated) and exposure levels
- Allows detailed exposure dose monitoring on the PACS or dedicated dose management system

Grid-less imaging



SkyFlow Plus

- Grid-less workflow for free exposures
- Improves image contrast
- Saves an average of 34 seconds per chest exam versus grid workflow
- Allows for fewer retakes caused by grid misalignment
- Supports X-ray dose management
- Is fully automatic, patient adaptive, and works without special attention

DuraDiagnost Rel 4.0 comparison Windows 10 versus Windows 7

Clinical Function	Windows 7	Windows 10
Operating System	Windows 7 and older version of Eleva	Windows 10 and latest Eleva with IT security improvements
Exposure and Target Index	No	Yes
Image Quality	UNIQUE	UNIQUE 2 (Reduced noise, harmonized contrast, enhanced details)
Work Station Hardware	500GB HDD 8 GB RAM	480 GB SSD 16 GB RAM



© 2021 Koninklijke Philips N.V. All rights reserved. Specifications are subject to change without notice. Trademarks are the property of Koninklijke Philips N.V. or their respective owners.

4522 991 68201 * APR 2021

How to reach us
Please visit www.philips.com
healthcare@philips.com

Disclaimer: DuraDiagnost Rel 4.0 upgrade and benefit program is only available for North America and limited CE Mark countries