

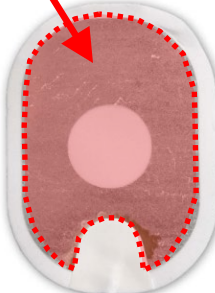


Guidance for Safety Use

Philips Smart Pad Cartridge

(For adults : M5071A, For infant/child : M5072A)

Please be carefully when using.

Pattern	Figure 1	Figure 2	Figure 3
Picture (Sample)			
Event	Separated gel that has folded onto itself when peeled.	Separated, folded gel may also have a discolored and/or melted appearance.	Gel almost completely separated from backing.
Action	<p><u>Apply pads to the patient. Do not hesitate.</u></p> <p>※ Please follow the direction from the audio guidance of AED.</p>		<ul style="list-style-type: none"> • <u>Replace pads cartridge</u> if a spare is available. • If no spare is available, <u>perform CPR until help arrives.</u>

- If you notice the gel beginning to separate from the foam backing as you peel, **try to prevent the gel from folding onto itself** if possible.
- **The foil seal on the pads cartridge should be opened only for patient use in an emergency** because the pads will quickly dry out if the foil seal is broken.
- If possible, **please ensure that you store a spare pads cartridge** with your HS1/OnSite/Home AED.

Please contact TEL: 0120-556-857 if there is any questions about this matter.

Note that we cannot support for inquiries during patient use in an emergency.

Please enclose this guidance in carrying case according to the instruction on the back of this document.

※ Per JRC guideline 2020, please use alternative reading as follows below.

"For adults" => "For from elementary students until adults"

"For infant/child" => "For pre-school children"

Instruction to enclose

Please enclose this guidance for safety use into clear pocket of caring case so that users can watch and confirm for use in an emergency.

As follow in the picture below, please hold **“Guidance for Safety Use” in half** and place it face up.

