

PHILIPS

Laser System

Treat more complex conditions


A broad range of applications

The Philips Laser System, built on over 20 years of proven technology, safely and reliably photoablates a full spectrum of morphologies. The Philips laser catheters are indicated in more vessels types than other atherectomy devices and is the only laser system available for lead removal.




Simple: turn key ready in any room

- Ready in less than 30 seconds
- Touchscreen guided workflows
- Minimum training required
- 360° maneuverability and small lab footprint
- Easy positioning within any lab



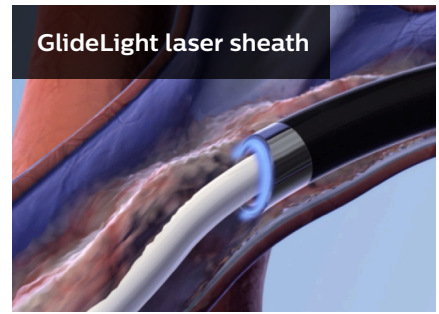
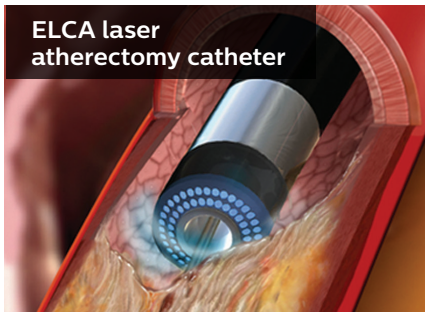
Versatile: more vessels, more indications

- Seven indications for coronary vascular
- Only device with Level 1 evidence for In-Stent Restenosis (ISR)
- First technology proven effective for ISR in peripheral vasculature¹
- Only laser technology for lead removal
- Variable fluence and rate settings to match patients' needs



Proven: excimer technology

- Cool, ultraviolet laser with over 20 years of clinical experience
- More than 600,000 procedures performed
- Only atherectomy device with level 1 clinical evidence showing superiority in safety and efficacy of ELA + PTA versus PTA alone for treating femoropopliteal ISR.¹



Coronary atherectomy

- In-stent restenosis (ISR)
- Moderately calcified lesions
- Ostial lesions
- Lesions that previously failed Percutaneous Transluminal Coronary Angioplasty (PTCA)
- Chronic Total Occlusion (CTO) traversable by guidewire
- Occluded Saphenous Vein Graft (SVG)
- Long lesions (> 20 mm)

Peripheral atherectomy

- In-Stent Restenosis (ISR)*
- Mixed morphologies
- Uncrossable CTOs
- Long lesions
- Thrombotic lesions

Lead extraction

- Manage every lead
- Adjust from 25 Hz to 80 Hz based on anatomical and procedural considerations
- Advance up to 62% more efficiently through tough binding sites²
- Use up to 55% less advancement force³

Specifications

Power requirements	100V-240V, 16 amp, single phase power
Wavelength	308 nm
Class	Class IV laser system
Length	52 in / 132 cm
Height	42 in / 107 cm
Width	19 in / 48 cm
Weight	480 lb / 217.7 kg

* ISR is limited to BMS (316L SS) and prior to administrating brachytherapy.

1. Dippel et al. Randomized Controlled Study of Excimer Laser Atherectomy for Treatment of Femoropopliteal In-stent Restenosis: Initial ISR Results (2015). JACC 8(1): 92-101.
2. Comparison of average peak push forces required to advance Laser Sheath at 40 Hz vs. 80 Hz Pulse Repetition Rate through simulated fibrosis material at an advancement rate of 1.0 mm/second. Data on file at Philips, D015722.
3. Comparison of ablation force vs. advancement rate of laser sheath 40 Hz vs. 80 Hz by use of the data collected in D015786. Data on file at Philips.

Product subject to country availability. Contact your local sales representative.

