



Ingenia Elition 3.0T

Table of Contents

Drawing Nr	Drawing Title
01	Cover Sheet
02	Typical Site Layout
03	Typical Sections
04	3D View

Document Purpose

This document was prepared by Philips experts to demonstrate an example of correct equipment positioning of a specific Medical Equipment Solution offered by Philips within the space of a theoretical set of rooms. Information provided in this document was prepared for the convenience of facility designers and must be treated only as inspiration for technical design of medical facilities. Philips must be contacted to deliver support in preparing site-specific design that will facilitate the offered Medical Equipment Solution.

Responsibility

Philips does not take responsibility for any changes done to drawings by other parties, any damages resulting from use of information that is presented in this document, any damages caused by not involving Philips representatives in facility design coordination activities related to correct functional planning, room design and designing the layout of equipment that was configured by Philips for the Customer. Philips cannot accept responsibility for any damage caused by introducing facility design changes to rooms that are part of the Philips medical equipment solution that aren't discussed and aligned with Philips. Philips cannot accept responsibility for the partial use of Philips final issue drawings, however caused.





Scaling

All dimensions are indicated either in the Imperial (feet and fractional inches), Metric (millimeters) or both measurement systems. Do not scale from printed pdf files. Philips accepts no responsibility or liability for defective work due to scaling of these drawings.

Design Support

We encourage Customers and their Designers to contact Philips for medical facility design support related to Philips Medical Solutions. Philips will organize delivery of design and documentation support, that is related to the Philips offer and adapted to our Customer's site.

Legend

-  Building Element
-  Warning Light
-  Elements installed on the Ceiling
-  Elements installed on the Floor, Wall or unattached

Code	Description
------	-------------

Control Room

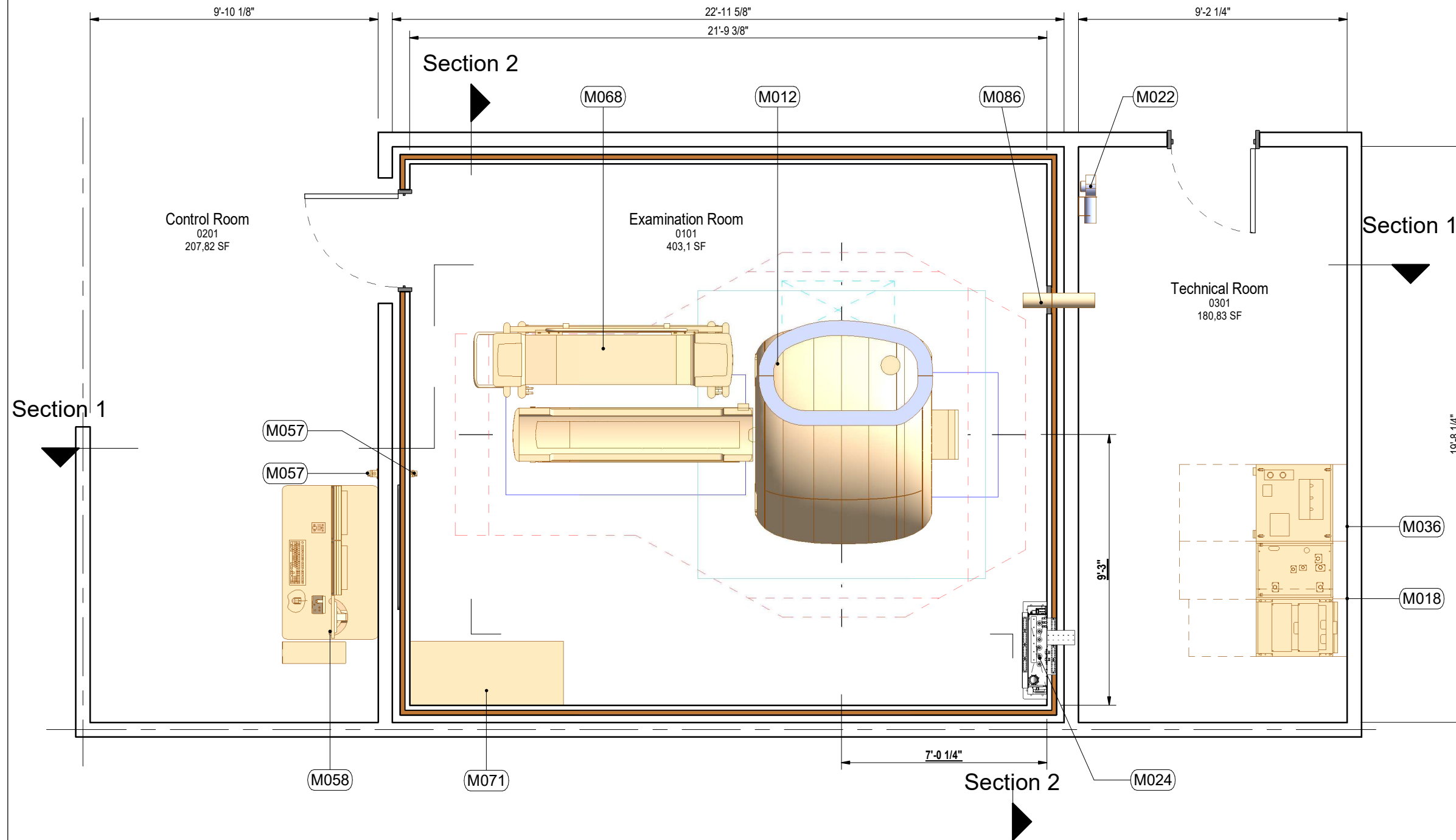
M057	ERDU
M058	Operators Console

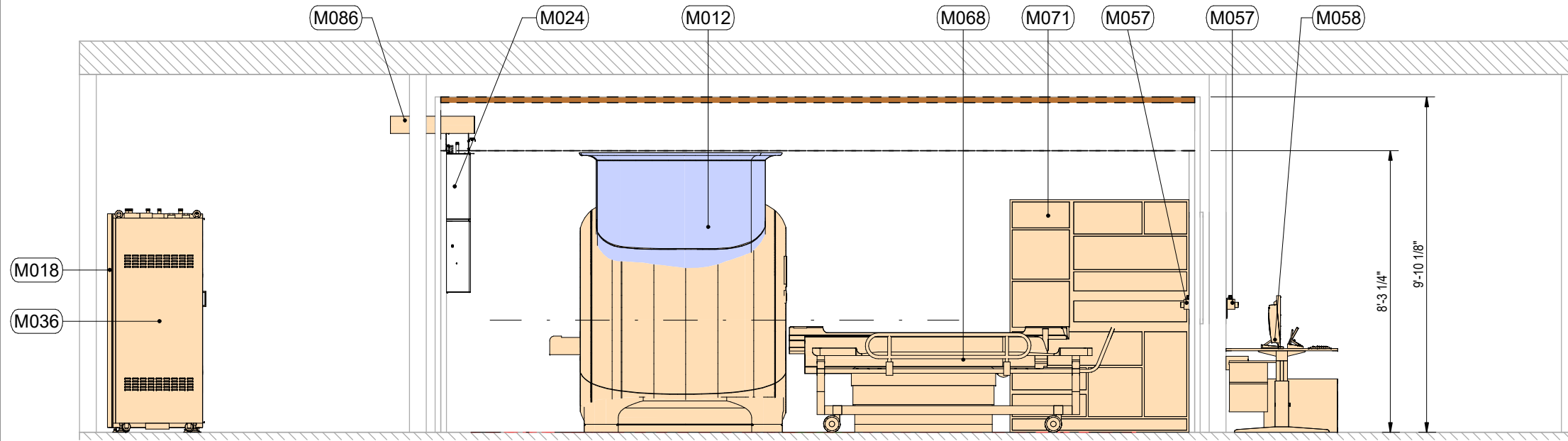
Examination Room

M057	ERDU
M024	Hestia SFB
M068	Ingenia Fixed Trolley
M071	Ingenia Accessory Cabinet
M012	Ingenia 3.0T
M086	RF Waveguide SACU

Technical Room

M022	SACU V2
M018	CombiCabinet
M036	Gradient Amplifier Cabinet Stellar





Code	Description
------	-------------

Control Room

M057	ERDU
M058	Operators Console

Examination Room

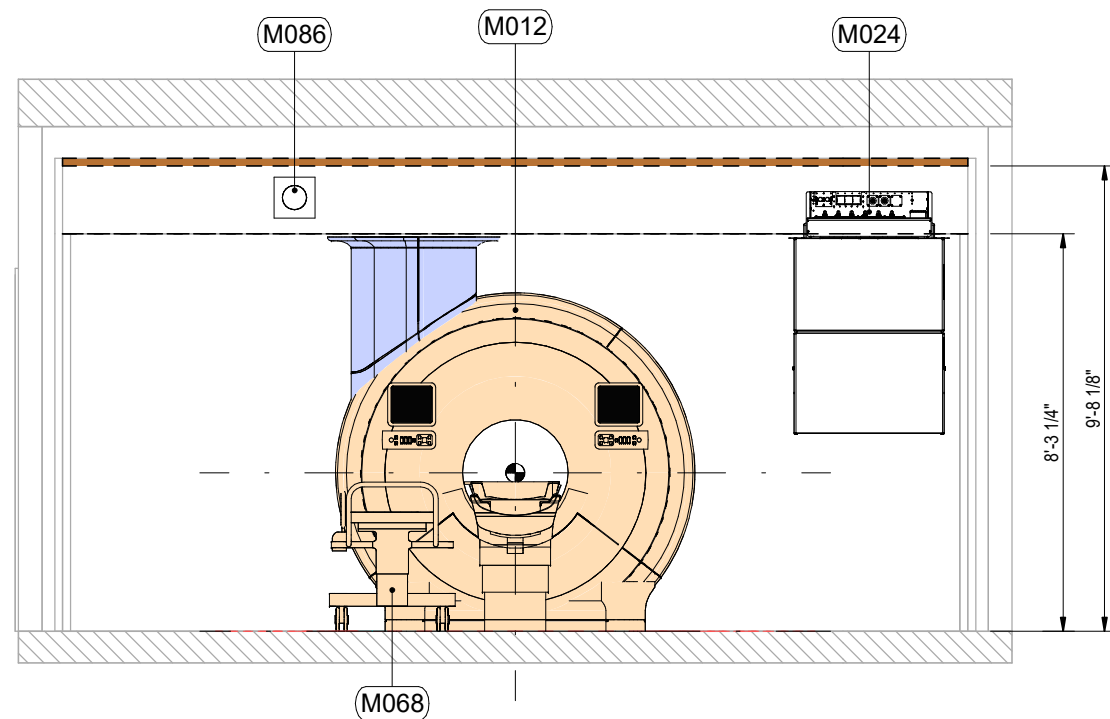
M057	ERDU
M024	Hestia SFB
M068	Ingenia Fixed Trolley
M071	Ingenia Accessory Cabinet
M012	Ingenia 3.0T
M086	RF Waveguide SACU

Technical Room

M022	SACU V2
M018	CombiCabinet
M036	Gradient Amplifier Cabinet Stellar

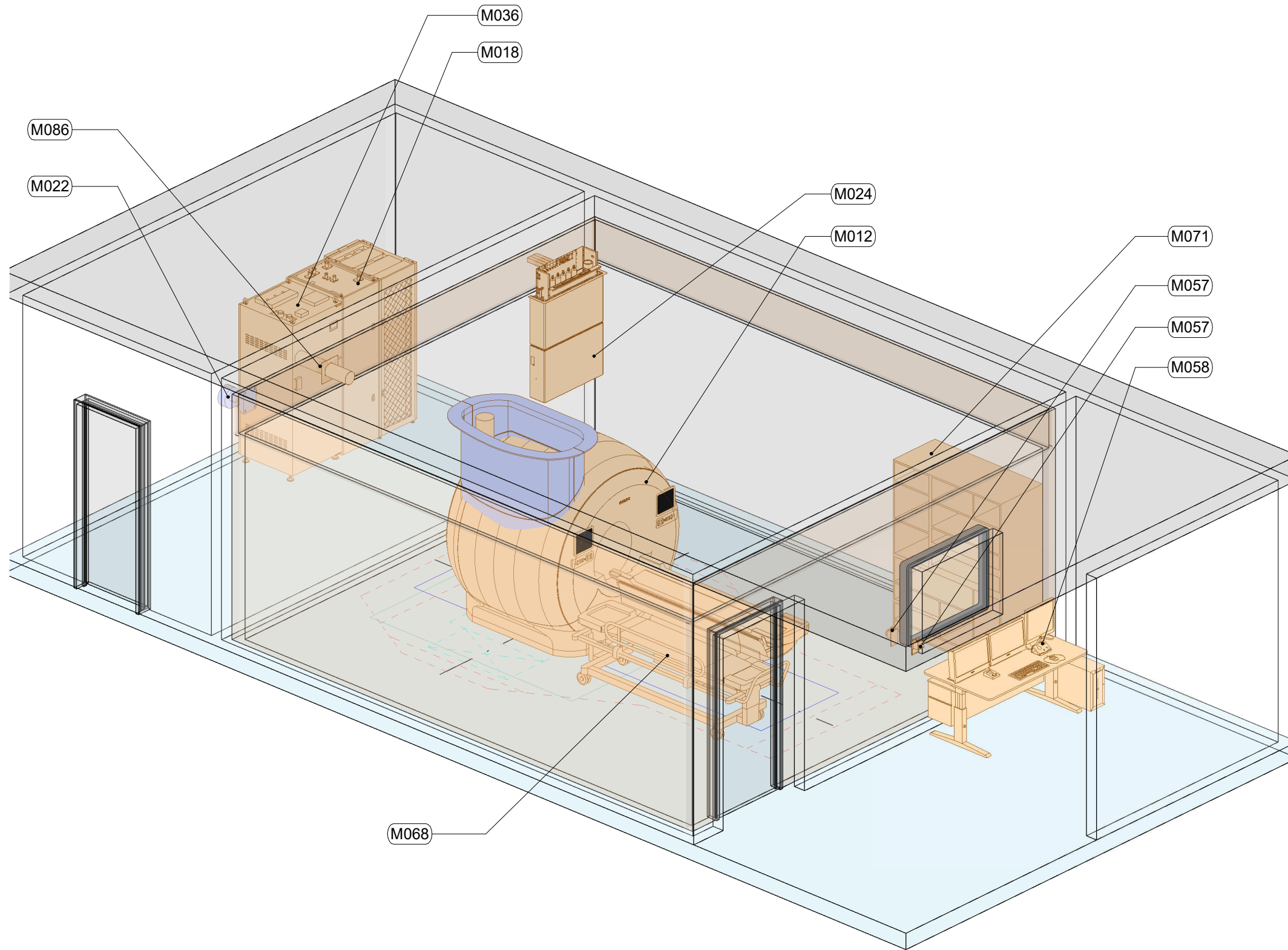
1: Section 1

□ 1/4" = 1'-0"



2: Section 2

□ 1/4" = 1'-0"



Code	Description
------	-------------

Control Room

M057	ERDU
M058	Operators Console

Examination Room

M057	ERDU
M024	Hestia SFB
M068	Ingenia Fixed Trolley
M071	Ingenia Accessory Cabinet
M012	Ingenia 3.0T
M086	RF Waveguide SACU

Technical Room

M022	SACU V2
M018	CombiCabinet
M036	Gradient Amplifier Cabinet Stellar