



PHILIPS

Table of Contents

Drawing Nr	Drawing Title
01	Cover Sheet
02	Typical Site Layout
03	Typical Sections
04	3D View

Document Purpose

This document was prepared by Philips experts to demonstrate an example of correct equipment positioning of a specific Medical Equipment Solution offered by Philips within the space of a theoretical set of rooms. Information provided in this document was prepared for the convenience of facility designers and must be treated only as inspiration for technical design of medical facilities. Philips must be contacted to deliver support in preparing site-specific design that will facilitate the offered Medical Equipment Solution.

Responsibility

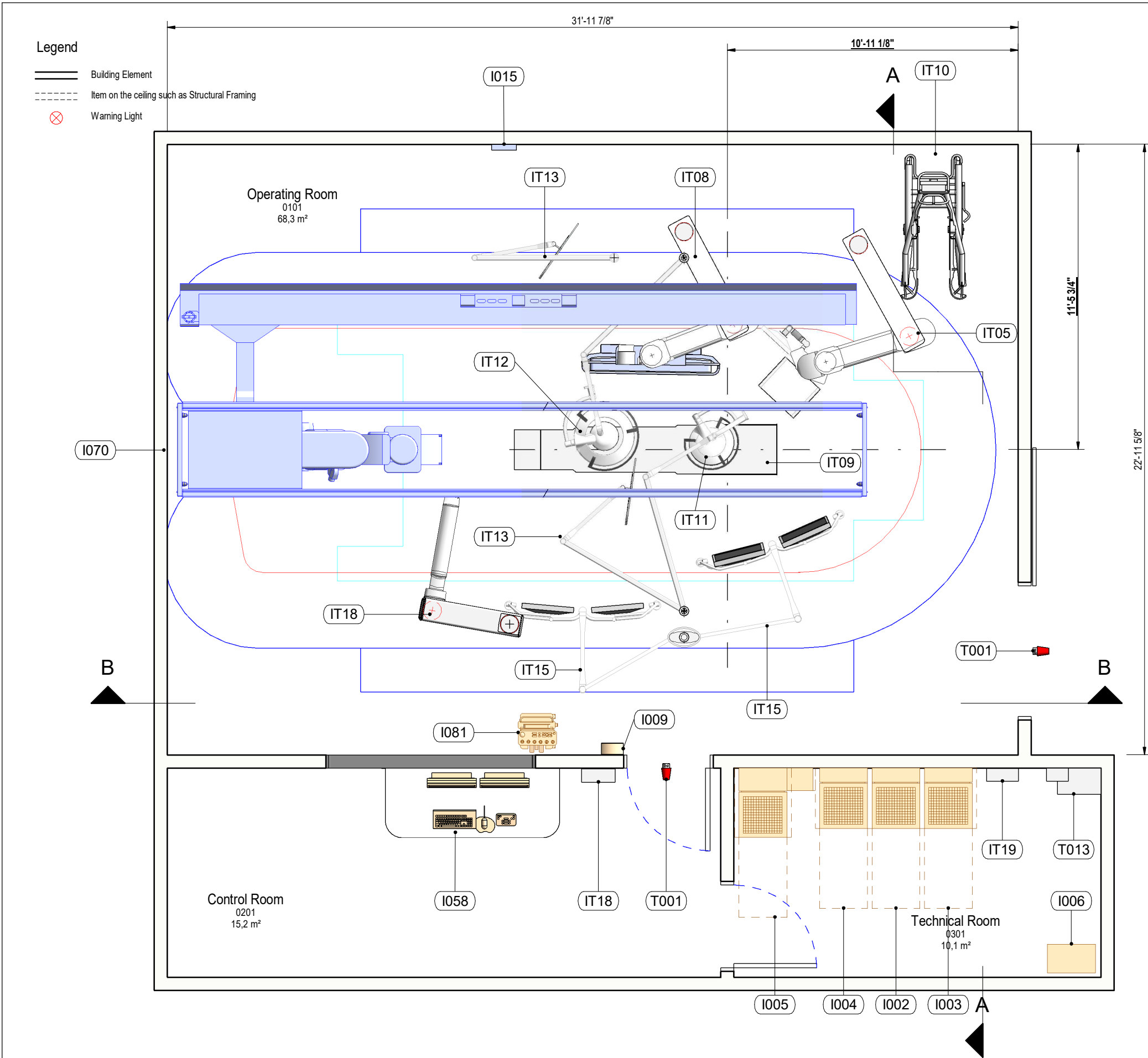
Philips does not take responsibility for any changes done to drawings by other parties, any damages resulting from use of information that is presented in this document, any damages caused by not involving Philips representatives in facility design coordination activities related to correct functional planning, room design and designing the layout of equipment that was configured by Philips for the Customer. Philips cannot accept responsibility for any damage caused by introducing facility design changes to rooms that are part of the Philips medical equipment solution that aren't discussed and aligned with Philips. Philips cannot accept responsibility for the partial use of Philips final issue drawings, however caused.

Scaling

All dimensions are indicated either in the Imperial (feet and fractional inches), Metric (millimeters) or both measurement systems. Do not scale from printed pdf files. Philips accepts no responsibility or liability for defective work due to scaling of these drawings.

Design Support

We encourage Customers and their Designers to contact Philips for medical facility design support related to Philips Medical Solutions. Philips will organize delivery of design and documentation support, that is related to the Philips offer and adapted to our Customer's site.



Legend

- Building Element
- Item on the ceiling such as Structural Framing
- ⊗ Warning Light

Code	Description
------	-------------

T001	Warning Light
Control Room	
I058	Azurion operating station
IT18	Surgery wall connection box (Maquet patient table)
T001	Warning Light

Operating Room	
I070	Azurion 7 FlexArm
I015	Auxiliary Box
I009	Cable Spool Pedestal
I081	Azurion pedestal
IT09	Table Magnus CarbonFiber1180
IT10	MagnusTransporter
IT15	DisplayDouble24
IT15	DisplayDouble24
IT11	Operating Light PWD50
IT13	RadiationShield HOMXO16 Lead
IT05	Surgical Pendant Monduevo Heavy 12-12
IT08	Monitor FlexVision
IT12	Operating Light PW70
IT13	RadiationShield HOMXO16 Lead
IT01	Suspension Moduevo Anchor
IT01	Suspension Moduevo Anchor
IT17	Suspension Satellite Anchorplate
IT17	Suspension Satellite Anchorplate
IT01	Suspension Moduevo Anchor
IT17	Suspension Satellite Anchorplate
IT17	Suspension Satellite Anchorplate
IT01	Suspension Moduevo Anchor
IT18	Anesthesia Pendant Monduevo PLGII Light 9-0

Technical Room	
I004	Frontal Generator Cabinet, E
I005	Main Electrical Cabinet, M
I002	Peripheral Cabinet, R
I003	Imaging Cabinet, B
I006	Documentation Cabinet
IT19	Stationary Transformer unit (Maquet patient table)
T013	Earth Reference and Main Switch



THE INFORMATION IN THIS PACKAGE IS PROVIDED AS A CUSTOMER CONVENIENCE, AND IS NOT TO BE CONSIDERED AS ARCHITECTURAL DRAWINGS OR CONSTRUCTION DOCUMENTS. Philips assumes no liability nor offers any warranty for the fitness or adequacy of the premises or the utilities available at the premises in which the equipment is to be installed, used, or stored.

Code	Description
------	-------------

T001	Warning Light
------	---------------

Control Room

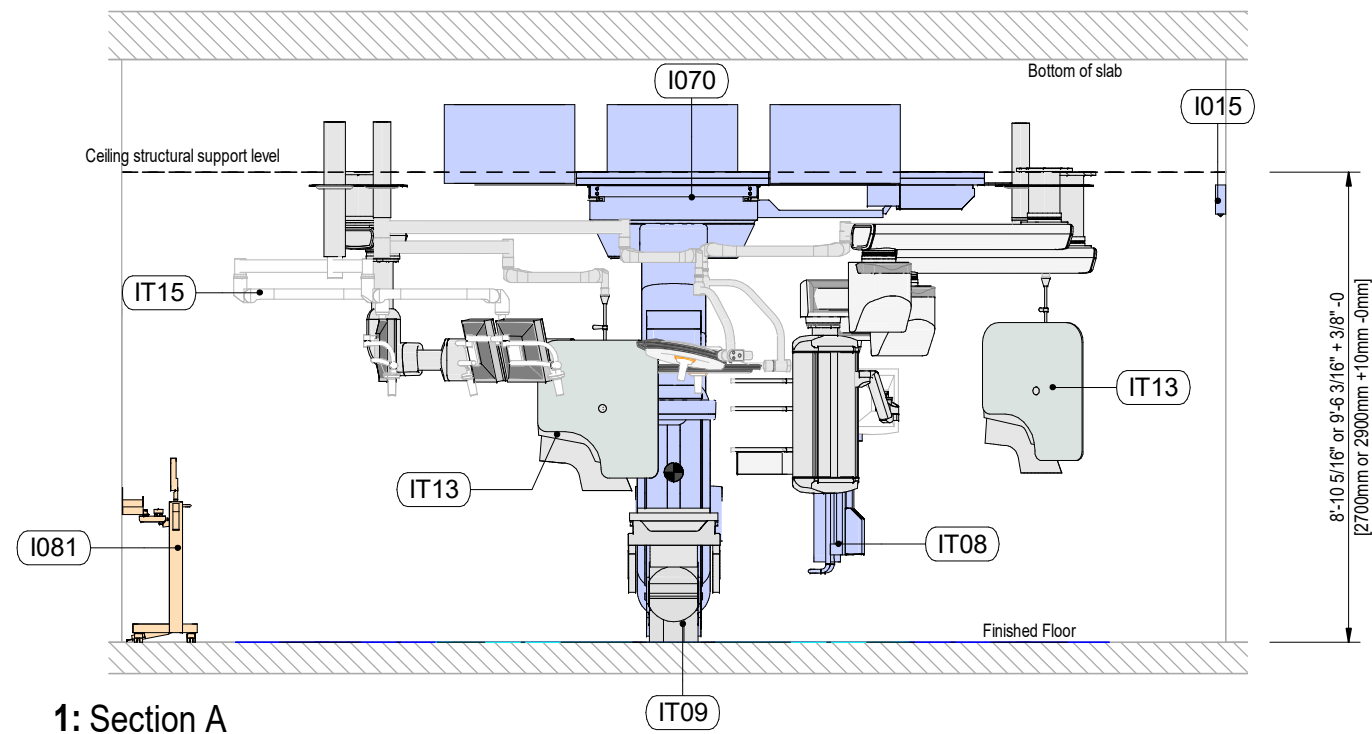
I058	Azurion operating station
IT18	Surgery wall connection box (Maquet patient table)
T001	Warning Light

Operating Room

I070	Azurion 7 FlexArm
I015	Auxiliary Box
I009	Cable Spool Pedestal
I081	Azurion pedestal
IT09	Table Magnus CarbonFiber1180
IT10	MagnusTransporter
IT15	DisplayDouble24
IT15	DisplayDouble24
IT11	Operating Light PWD50
IT13	RadiationShield HOMXO16 Lead
IT05	Surgical Pendant Monduevo Heavy 12-12
IT08	Monitor FlexVision
IT12	Operating Light PW70
IT13	RadiationShield HOMXO16 Lead
IT01	Suspension Moduevo Anchor
IT01	Suspension Moduevo Anchor
IT17	Suspension Satellite Anchorplate
IT17	Suspension Satellite Anchorplate
IT01	Suspension Moduevo Anchor
IT17	Suspension Satellite Anchorplate
IT17	Suspension Satellite Anchorplate
IT01	Suspension Moduevo Anchor
IT18	Anesthesia Pendant Monduevo PLGII Light 9-0

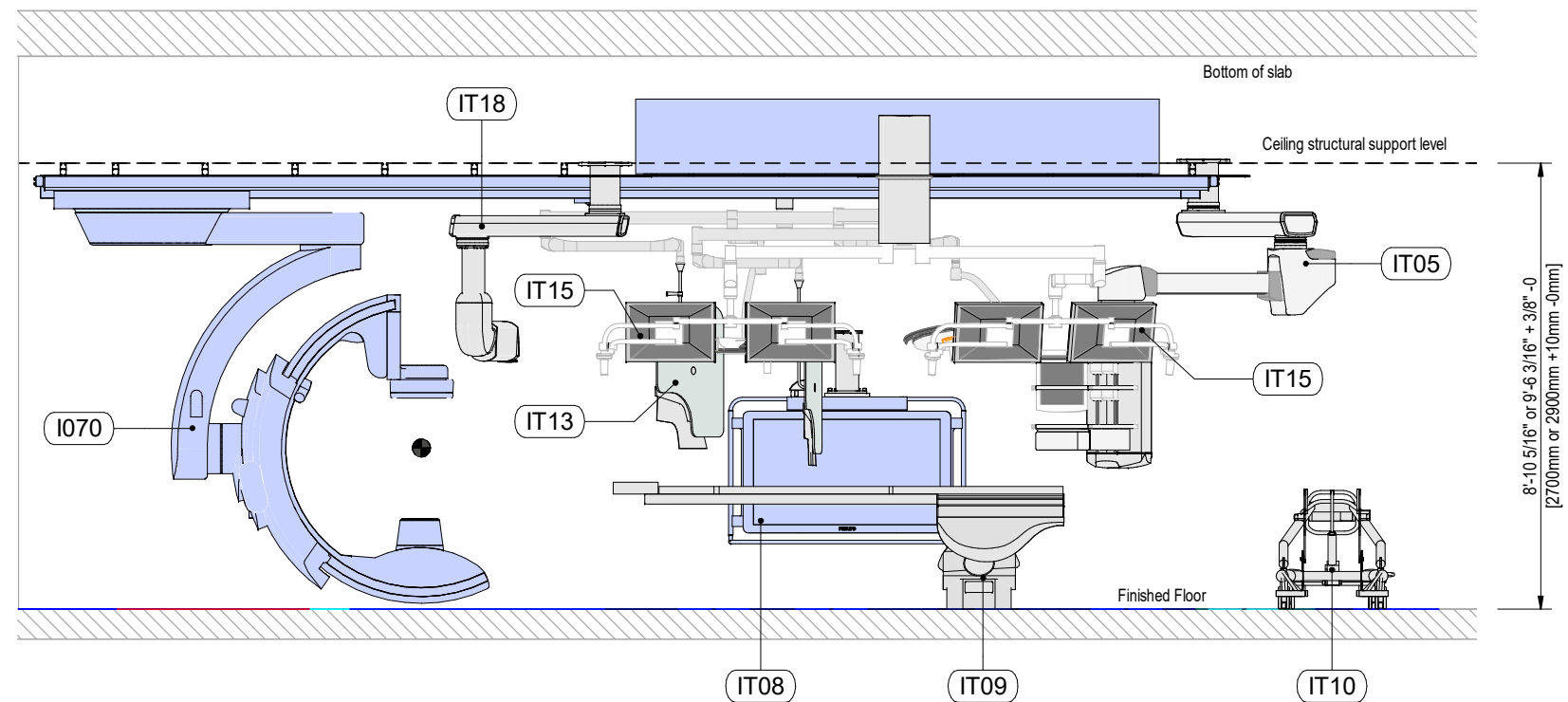
Technical Room

I004	Frontal Generator Cabinet, E
I005	Main Electrical Cabinet, M
I002	Peripheral Cabinet, R
I003	Imaging Cabinet, B
I006	Documentation Cabinet
IT19	Stationary Transformer unit (Maquet patient table)
T013	Earth Reference and Main Switch



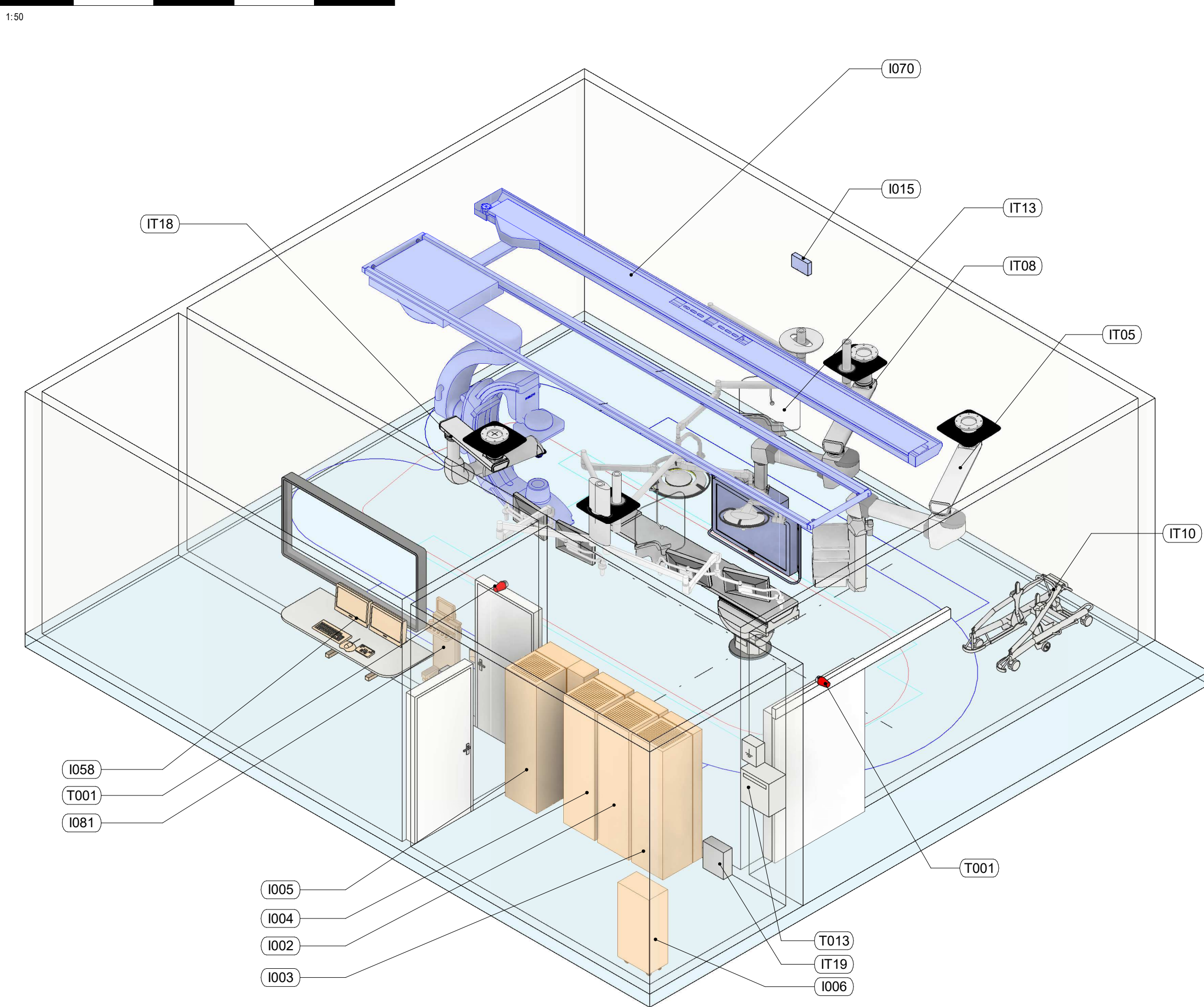
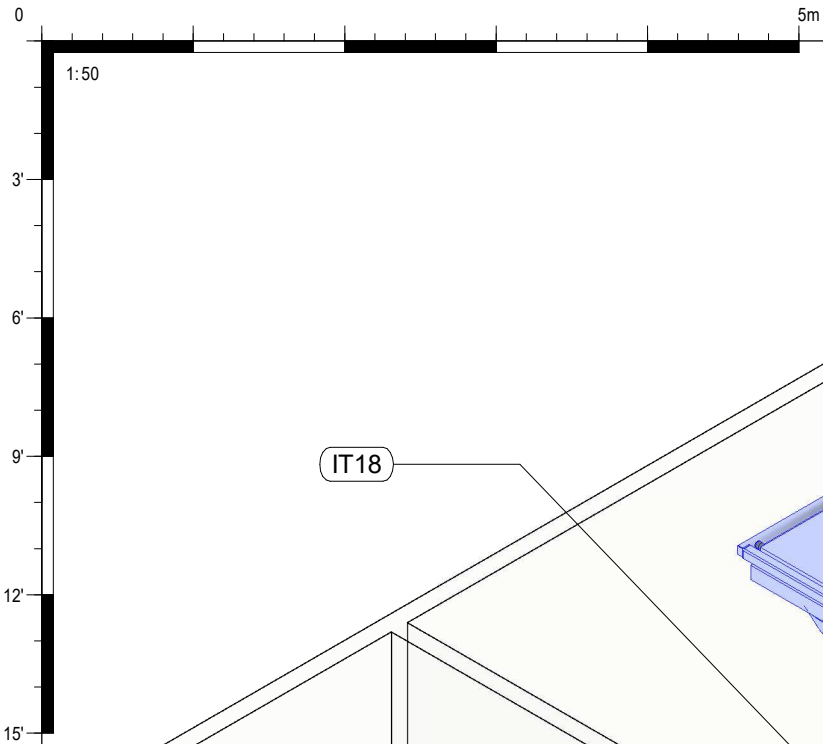
1: Section A

□ 1/4" = 1'-0"



2: Section B

□ 1/4" = 1'-0"



Code	Description
T001	Warning Light
Control Room	
I058	Azurion operating station
IT18	Surgery wall connection box (Maquet patient table)
T001	Warning Light
Operating Room	
I070	Azurion 7 FlexArm
I015	Auxiliary Box
I009	Cable Spool Pedestal
I081	Azurion pedestal
IT09	Table Magnus CarbonFiber1180
IT10	MagnusTransporter
IT15	DisplayDouble24
IT15	DisplayDouble24
IT11	Operating Light PWD50
IT13	RadiationShield HOMXO16 Lead
IT05	Surgical Pendant Monduevo Heavy 12-12
IT08	Monitor FlexVision
IT12	Operating Light PW70
IT13	RadiationShield HOMXO16 Lead
IT01	Suspension Moduevo Anchor
IT01	Suspension Moduevo Anchor
IT17	Suspension Satelite Anchorplate
IT17	Suspension Satelite Anchorplate
IT01	Suspension Moduevo Anchor
IT17	Suspension Satelite Anchorplate
IT17	Suspension Satelite Anchorplate
IT01	Suspension Moduevo Anchor
IT18	Anesthesia Pendant Monduevo PLGII Light 9-0
Technical Room	
I004	Frontal Generator Cabinet, E
I005	Main Electrical Cabinet, M
I002	Peripheral Cabinet, R
I003	Imaging Cabinet, B
I006	Documentation Cabinet
IT19	Stationary Transformer unit (Maquet patient table)
T013	Earth Reference and Main Switch



THE INFORMATION IN THIS PACKAGE IS PROVIDED AS A CUSTOMER CONVENIENCE, AND IS NOT TO BE CONSIDERED AS ARCHITECTURAL DRAWINGS OR CONSTRUCTION DOCUMENTS. Philips assumes no liability for the fitness or adequacy of the premises or the utilities available at the premises in which the equipment is to be installed, used, or stored.