



DUNLEE

CT REPLACEMENT TUBES








DUNLEE IS YOUR PARTNER OF CHOICE FOR CT REPLACEMENT TUBES

With more than 125 years of experience in innovating X-ray tube technology, Dunlee is a trusted partner for those looking for cost effective solutions paired with outstanding support. As part of Philips Company Group, a Fortune 500 company, we are a reliable long-term partner with the resources to meticulously engineer tubes that are compatible with all selected GE and Siemens CT scanners. For prompt and efficient delivery we have stocking locations in North America, Europe and Asia.

**Contact the Dunlee team at
sales.dunlee@philips.com
to give us the honor of
serving you. Thank you!**

REDUCE REPLACEMENT COSTS AND SCANNER DOWNTIME

Hospitals, imaging centers and service providers turn to Dunlee when they need quality alternatives to OEM replacement tubes. Together with our channel partners, we enable hospitals to cost-effectively maintain scanner uptime with as little interruption as possible, so patients can receive quick diagnoses. We offer flexible pricing options, including volume contracts, so you can choose the best way to optimize your replacement tube budget.

TubeType		Ordering No.	Focal Spot	kHU	Standard Warranty
General Electric					
DA200 Series					
	DA200ULTRA This 6.3 MHU CT tube is designed as a replacement for use in GE BrightSpeed™, GE Discovery™, GE Lightspeed™ and GE Optima™*	9896-055-88704	0.9 x 0.7 1.2 x 1.1	6,300	12 months, full
	DA200P40 This 6.3 MHU CT tube is designed as a replacement for use in GE Optima™*	4598-006-53451	0.9 x 0.7 1.2 x 1.1	6,300	12 months or 6,000 patient exams, full
NOW AVAILABLE 	DA200P40+LMB This 7.0 MHU CT Tube is designed as a replacement tube in GE Optima™ 660* and Revolution™ Evo*	9890-000-87251	0.9 x 0.7 1.2 x 1.1	7,000	12 months or 6,000 patient exams, full
REEVO Series					
	REEVO240G This 8.0 MHU CT tube is designed as a replacement for use in GE Discovery™, GE Lightspeed™ and GE Optima™*	9896-055-96401	0.7 x 0.6 0.9 x 0.9	8,000	12 months, full
DA165 Series					
	DA165NP This 3.5 MHU CT tube is designed as a replacement for use in GE HiSpeed, GE BrightSpeed™ and GE Optima™*	9896-055-83901	0.9 x 0.7 1.2 x 1.2	3,500	14,000 slices/90 days full, 140,000 slices or 12 months pro-rated
DA135 Series					
	DA135 CT/e This 2.0 MHU CT tube is designed as a replacement for use in GE Brivo™, GE HiSpeed and GE CT Dual™*	9896-055-80800	0.7 x 0.6	2,000	8,000 slices/90 days full, 80,000 slices or 12 months pro-rated
Siemens					
S532/Akron Series					
	S532B/Akron B This 5.3 MHU CT tube is designed as a replacement for use in Siemens SOMATOM*	9896-055-95702	0.5 x 0.7 0.6 x 1.3	5,300	100%: 40,000 ss or 6 months 70%: 80,000 ss or 8 months 40%: 150,000 ss or 12 months
	S532Q/Akron Q This 5.3 MHU CT tube is designed as a replacement for use in Siemens SOMATOM*	9896-055-95902	0.5 x 0.7 0.8 x 1.2	5,300	100%: 30,000 ss or 6 months 70%: 60,000 ss or 8 months 40%: 120,000 ss or 12 months

*The products listed may be trademarks of the OEM. For the latest information regarding compatibility for CT tubes and scanners, please refer to our cross-reference guide.

All rights are reserved. Reproduction in whole or in part is prohibited without the prior written consent of the copyright holder. Dunlee reserves the right to make changes in specification and/or to discontinue any product at any time without notice or obligation and will not be liable for any consequences resulting from the use of this publication.

For further information please see our General Terms and Conditions for Dunlee business.

Dunlee is a brand of the Philips Company Group

How to reach us
www.dunlee.com
marketing.dunlee@philips.com

Product information
www.dunlee.com